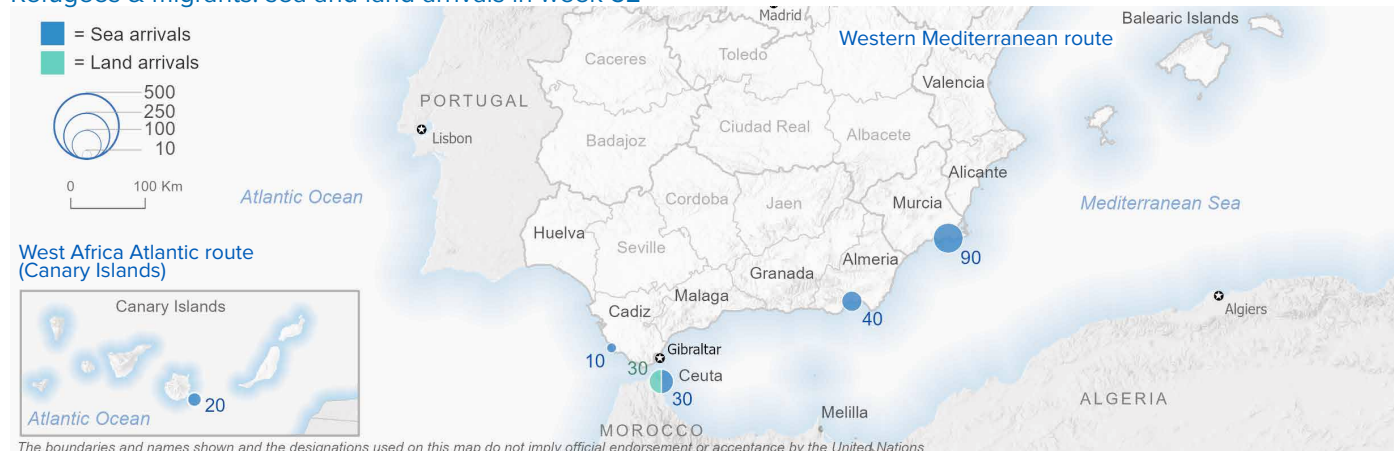


# SPAIN Weekly snapshot - Week 52 (22 - 28 Dec 2025)

The charts below are based on figures from the Ministry of Interior and UNHCR estimates. All figures are provisional and subject to change

## Refugees & migrants: sea and land arrivals in week 52<sup>1</sup>



### Arrivals in Spain

**37,080**  
Arrivals as of 28 Dec 2025<sup>2</sup>  
**-42%**  
Dif. 2024

**36,113**  
Sea Arrivals<sup>2</sup>  
Dif. 2024: -43%

**967**  
Land Arrivals<sup>2</sup>  
Dif. 2024: +105%

**214**  
Arrivals Week 52<sup>1</sup>  
Dif. last week: -39%  
Dif. 2024: -86%

### Western Mediterranean

**19,356**  
Arrivals as of 28 Dec 2025<sup>2</sup>  
**+12%**  
Dif. 2024

**18,389**  
Sea Arrivals<sup>2</sup>  
Dif. 2024: +9%

**967**  
Land Arrivals<sup>2</sup>  
Dif. 2024: +105%

**193**  
Arrivals Week 52<sup>1</sup>  
Dif. last week: -45%  
Dif. 2024: -45%

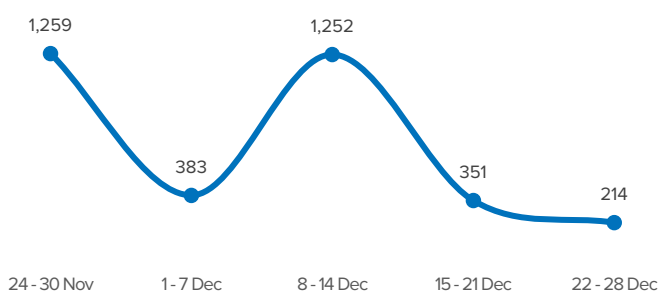
### West Africa Atlantic (Canary Islands)

**17,724**  
Arrivals as of 28 Dec 2025<sup>2</sup>  
**-62%**  
Dif. 2024

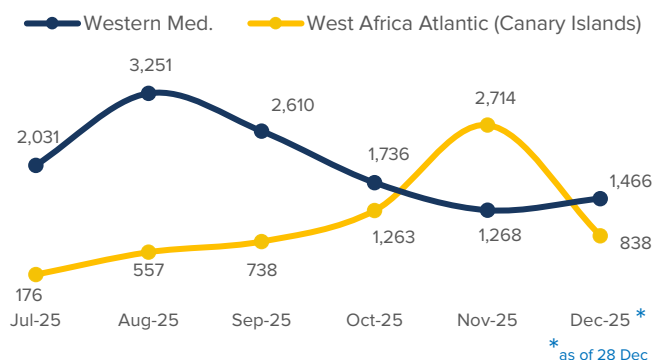
**17,724**  
Sea Arrivals<sup>2</sup>  
Dif. 2024: -62%

**21**  
Arrivals Week 52<sup>1</sup>  
Dif. last week: -  
Dif. 2024: -98%

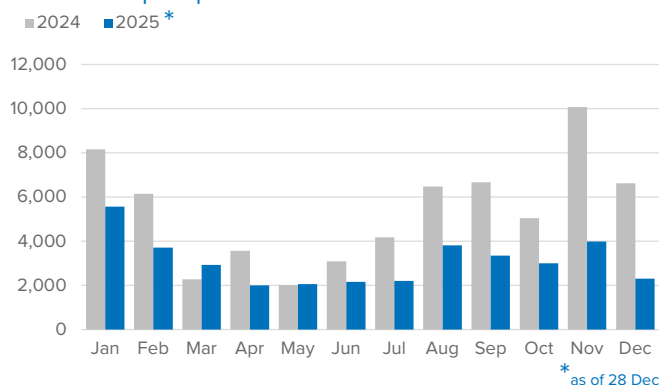
## Arrivals in Spain during the last five weeks<sup>1</sup>



## Arrivals in Spain by route during the last six months<sup>2</sup>



## Arrivals in Spain per month<sup>2</sup>



## Arrivals in Spain per year<sup>2</sup>

